


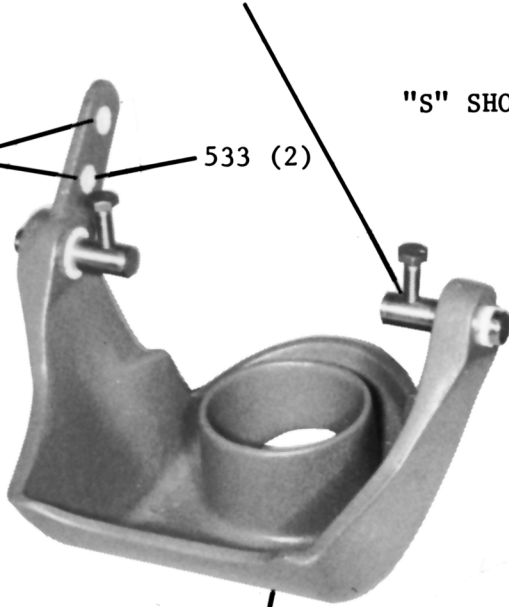
LARGE SERIES

PIN 823 (2)  
 NYLINER 536 (2)  
 BOLT 574 (2)

PIN 148 (2)  
 NYLINER 534 (2)  
 RUBBER SLV 37 (2)  
 BOLT 574.1 (2)

All  
 OTHER  
 SHOWN

"S" SHOWN

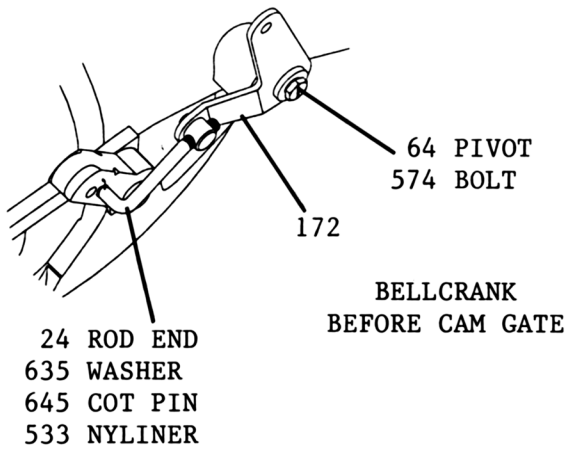


BEFORE CAM GATE

REVERSE GATE  
 Pivot bushings in gate  
 See Table Below

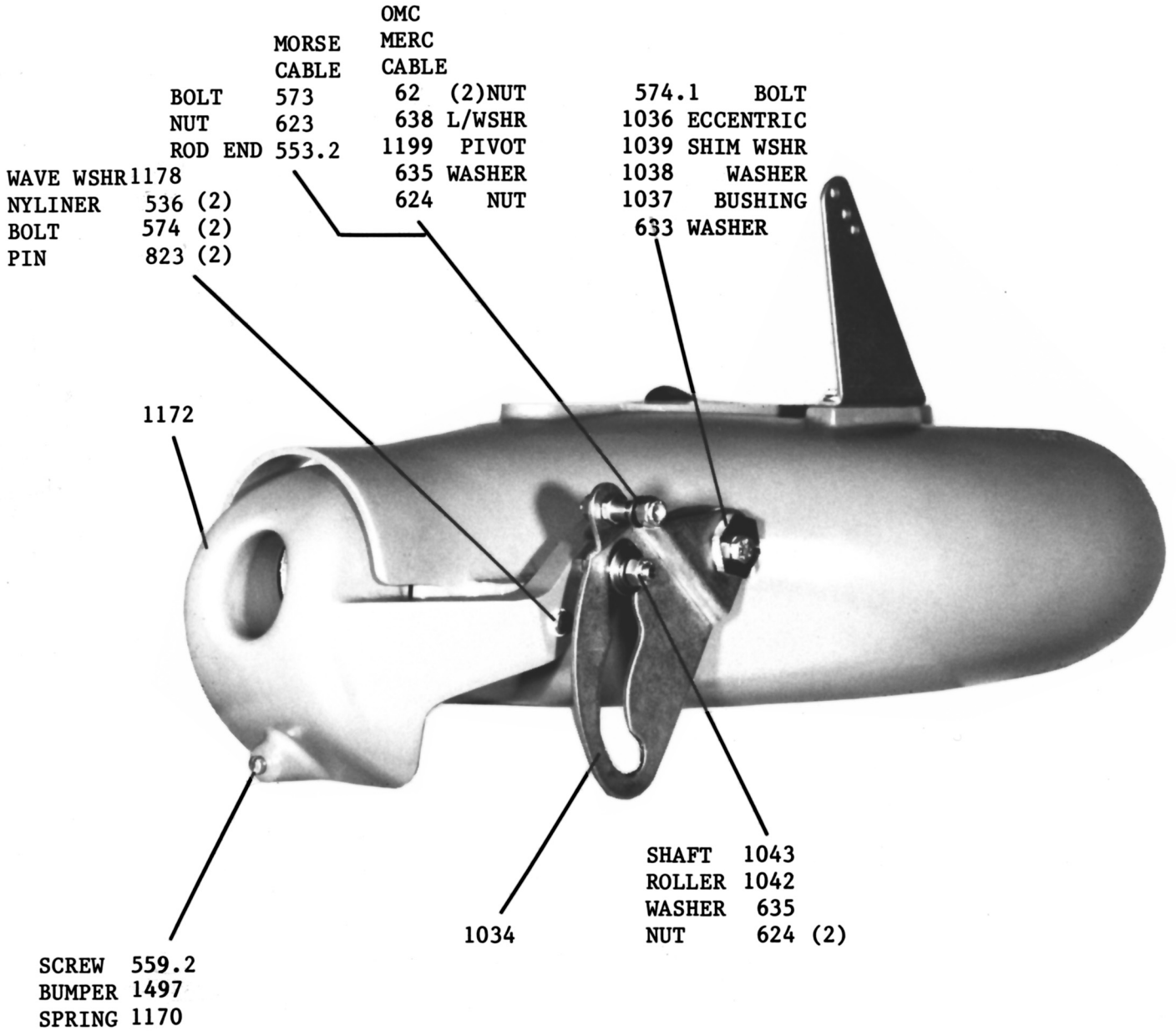
REVERSE GATE  
 Pivot bushings in main hsg  
 See Table Below

<u>MODEL</u>	<u>GATE ONLY</u>	<u>GATE ASSY</u>	<u>MODEL</u>	<u>GATE ONLY</u>	<u>GATE ASSY</u>
(except S) All OTHER	828 2 HOLES	837	(except S) All	110 2 HOLES	145
S	829 1 HOLE	840	S	431 1 HOLE	435



MODELS G, L, M, O, P, R, S, T, W, X, Y, AA, AC, AD

LARGE SERIES



OMC  
MORSE MERC  
CABLE CABLE  
BOLT 573 62 (2)NUT  
NUT 623 638 L/WSHR  
ROD END 553.2 1199 PIVOT  
635 WASHER  
624 NUT

574.1 BOLT  
1036 ECCENTRIC  
1039 SHIM WSHR  
1038 WASHER  
1037 BUSHING  
633 WASHER

WAVE WSHR 1178  
NYLINER 536 (2)  
BOLT 574 (2)  
PIN 823 (2)

1172

SHAFT 1043  
ROLLER 1042  
WASHER 635  
NUT 624 (2)

SCREW 559.2  
BUMPER 1497  
SPRING 1170

1034

GATE ASSY W/ROLLER 1173  
CAM OPERATED REVERSE GATE  
See pages 20-25 for related  
shift rod and cable assemblies

BACKFIT KIT 1223 (cannot backfit Jet Drives with 5/16 inch gate pivot pins and split gate arms)

MODELS G, L, M, O, P, R, S, T, W, X, Y, AA, AC, AD, AG, AL, AN