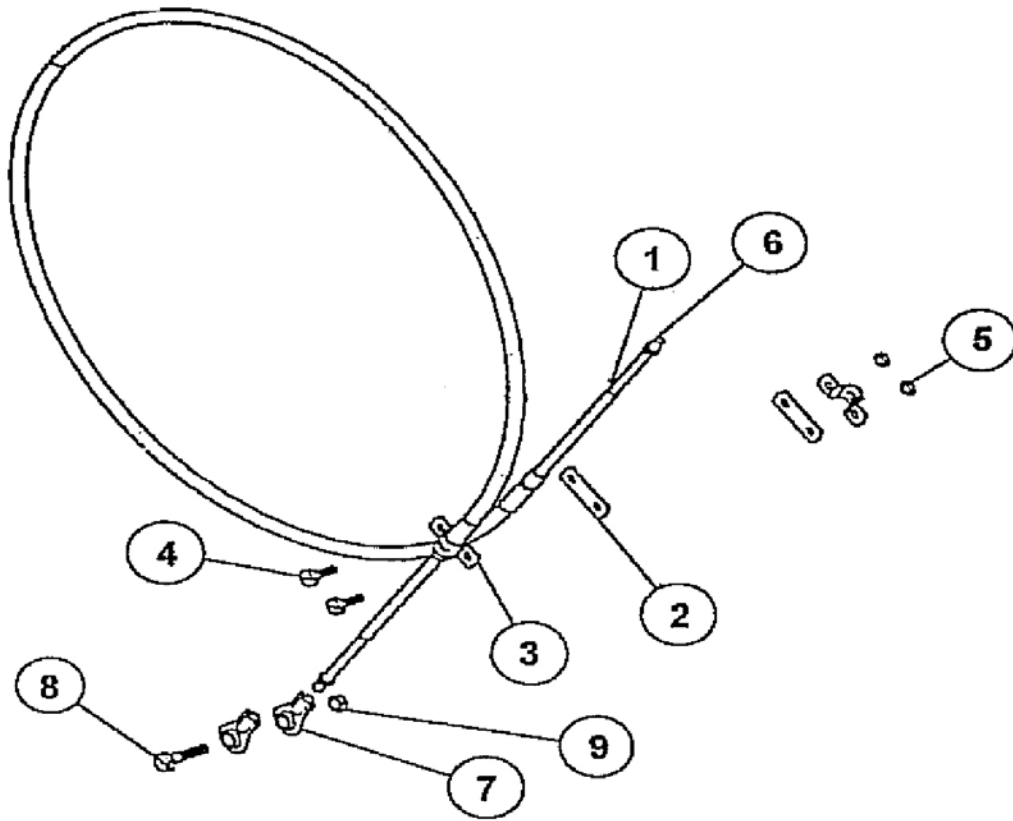



NEUTRAL CABLE ASSEMBLY
 MODEL AW YAMAHA
 1815
 LARGE SERIES




REF	QTY	PART NO.	DESCRIPTION
1	1	556	CABLE 6 FT MOR 33C SUPREME
2	2	542	SHIM MORSE AO35777
3	2	543	CLAMP CHRYS 154317
4	2	561.1	FIL HD SLOTTED 10-24 X 3/4
5	2	619	NYLOC 10-24
6	2	621.1	HEX NUT 10-32 JAM
7	2	553.2	BALL END 1/4 X 10-32 CABLE
8	1	585	BOLT HEX HD 1/4-20 X 1 1/4
9	1	623	NYLOC 1/4-20

Inside cable for neutral switch route between motor mount and mid section to port side



Mount cable support bracket to main housing, slide all the way forward and tighten bolts before mounting jet drive to adapter plate.



Rest neutral switch cable on top of flushing hose.